



Editorial Introduction

This issue of the *Independent Journal of Management & production (IJM&P)* features a selection of articles submitted and revised until October 2019. Observe the works are the fruit of research and publications of undergraduate, postgraduate and entrepreneurs.

It is important to mention that all the works are showed without any kind of payment. All of them are published free from payments or taxes.

The publication also counts on the work of researchers from various parts of the world, which have undergone a process of peer review.

As chief editor of *IJM&P*, I am indebted to all members of the editorial board and reviewers, which contributed to achieve a very decent job during the evaluation and revision. Moreover, that they have contributed to the Journal in recognition of the international scientific community.

In addition, with all the authors, who trusted the results of their research and publications to the scrutiny of editors and reviewers who are part of our Journal.

On July 20, 2018, the journal was notified via E-mail of its indexing and abstracted in: ***Emerging Sources Citation Index (ESCI), Clarivate Analytics - Web of Science - Thompson Reuters.*** With the availability of journal data on August 20, 2018.

We reached the last edition of 2019, and I can say that this year 2019 was a year of overcoming and new partnerships. We had 5 regular editions and 3 special editions. That 2020 means overcoming new challenges and emerging stronger partnerships.

The Table 1 presents how our collaborators, by their categories of study and sex are.

[<http://creativecommons.org/licenses/by/3.0/us/>]

Licensed under a Creative Commons Attribution 3.0 United States License



Table 1: Distribution of users by degree

	<i>Dr. Ph.D.</i>	<i>MSc.</i>	<i>Dr./Ph.D. Student</i>	<i>MSc. Student</i>	<i>Specialist</i>	<i>Professors</i>	<i>Students</i>	<i>Others</i>	<i>Total</i>
Male	1,085	272	251	59	35	29	65	111	1,907
Female	396	117	132	19	13	2	47	28	754

From the data provided in Table 1 on the distribution users by titration, Figure 1 shows the percentage of each titration.

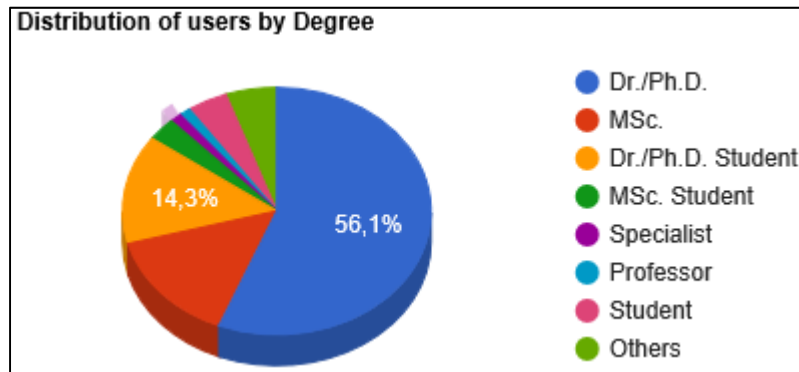


Figure 1: Distribution chart for degree

In the period from January, 01 to November, 31 2019, the journal was accessed by approximately 196,733 users, of approximately 5,314 cities and 194 countries, in the Figure 2 is presented the map mundi, in which can be observed the countries of where was originating the access (GOOGLE, 2019).

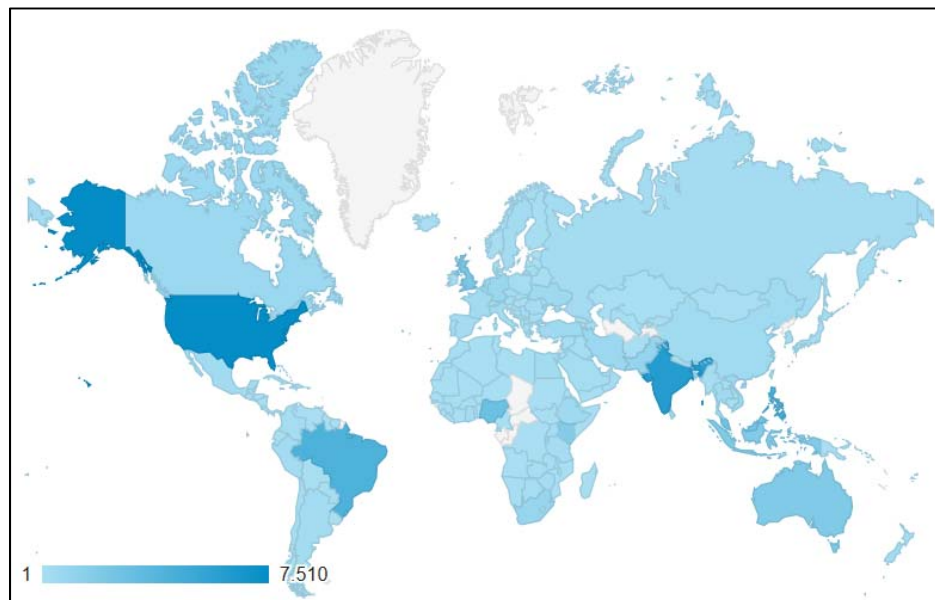


Figure 2: Countries that have accessed the journal

The Table 2 shows the preview data and journal access, since its creation in 2010.



Table 2: views by volume/number

Year	Country	Cities	Access	Users	Viewers
2010	25	75	340	181	5,474
2011	75	343	1,510	1,024	12,942
2012	83	444	2,187	1,406	15,499
2013	118	1,208	11,946	6,006	71,264
2014	146	1,978	17,440	10,503	68,340
2015	147	2,307	23,017	14,460	96,735
2016	162	2,911	26,654	17,847	112,928
2017	184	4,078	37,171	27,129	109,535
2018	190	5,220	57,157	44,400	187,729
2019	194	5,314	70,719	54,526	196,733

In Figures 3, 4, 5, 6, 7, 8, 9, 10 and 11 is shown a graph of the amount of hits that the journal received between January 1, 2014 and March 31, 2019; these data are based on information provided by the Google analytics.

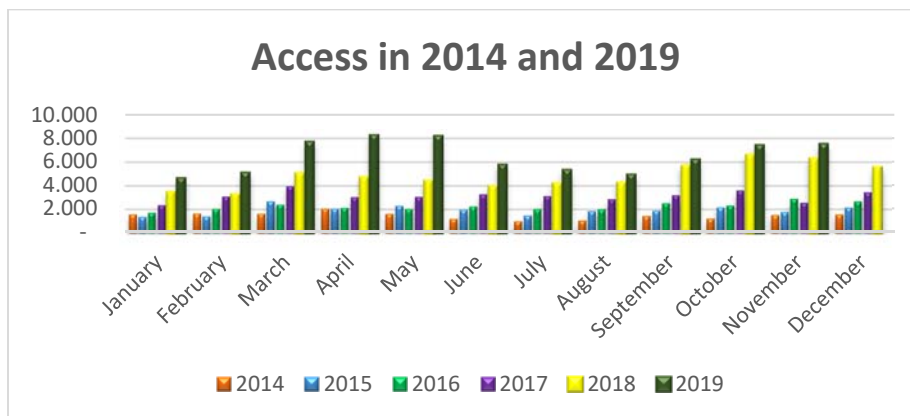


Figure 3: amount of hits between 2014 and 2019

The Figure 4 shows the comparison of the number of cities, around the world, that have accessed the journal.

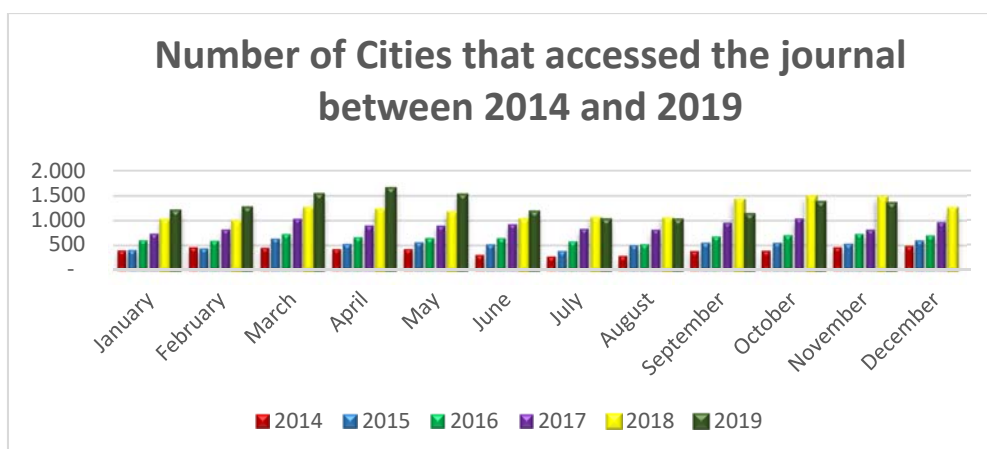


Figure 4: Amount of cities between 2014 and 2019



The Figure 5 shows the averages of views on the journal in the period between the years of 2014 and 2016.

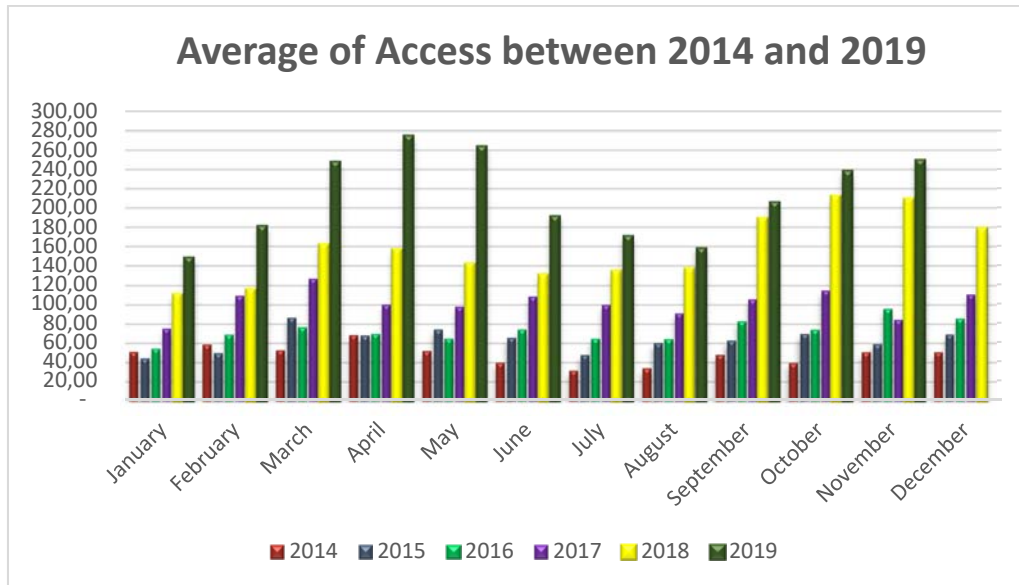


Figure 5: Amount of average between 2014 and 2019

The Figure 6 shows the comparison of the number of countries, around the world, that have accessed the journal.

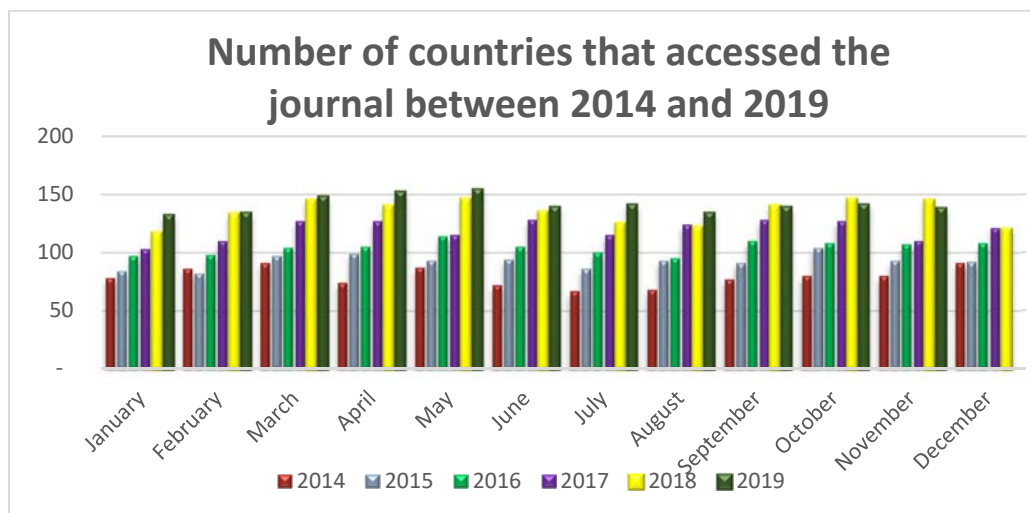


Figure 6: Amount of countries between 2014 and 2019

The Figure 7 shows the comparison of the number of users, around the world, that have accessed the journal.



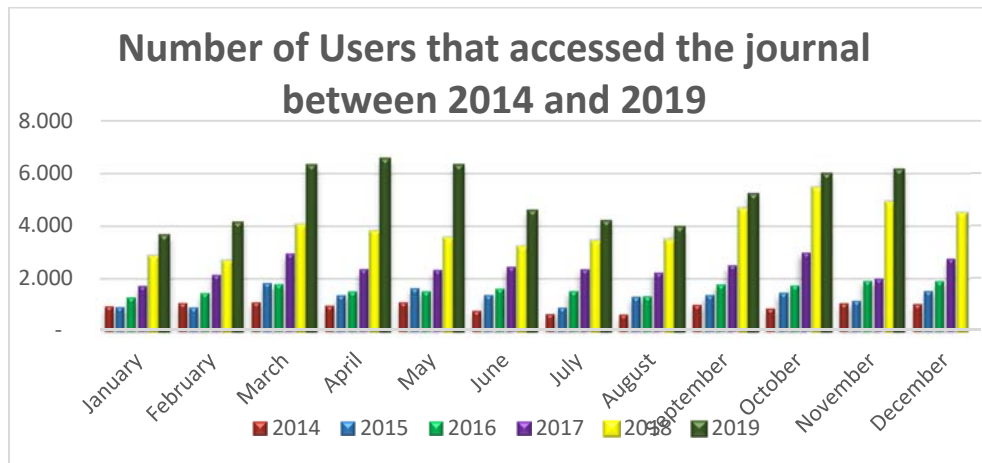


Figure 7: Amount of users between 2014 and 2019

The Figure 8 shows the comparison of the number of viewers, around the world, that have accessed the journal.

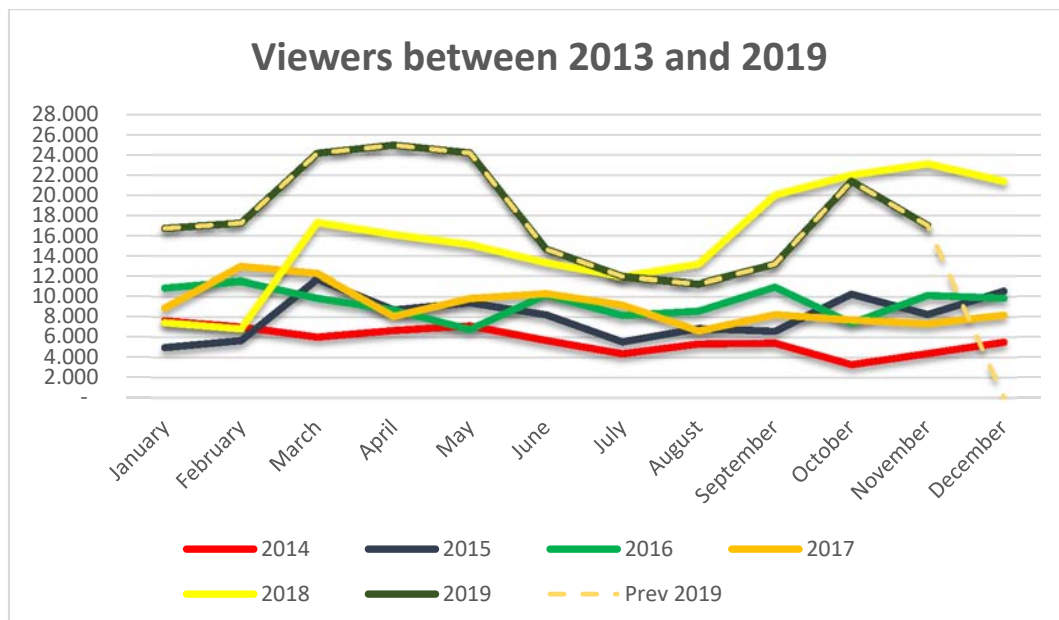


Figure 8: Amount of Viewers between 2013 and 2019

Figure 9 shows the overall evolution accumulated in the 12 months, as well as the visualizations between the years of 2013 and 2018 and that can be compared with Figure 8.



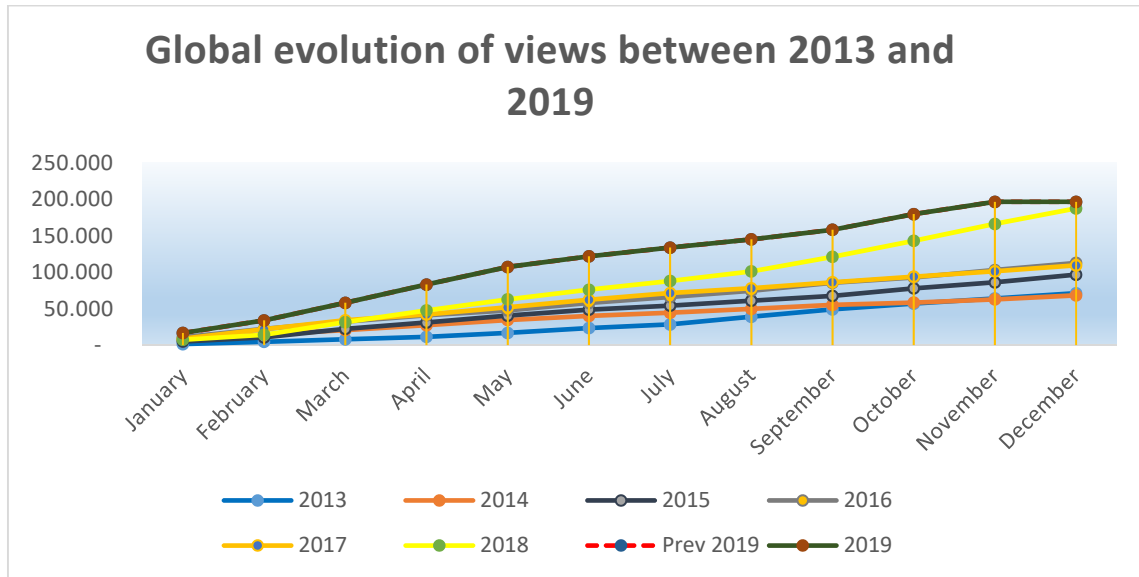


Figure 9: Global evolution of views between 2013 and 2019

Figure 10 shows the evolutionary chart of resolutions address the articles registered in Crossref since 2014, which is based on monthly report. This graph can be seen the evolution of the journal has achieved.

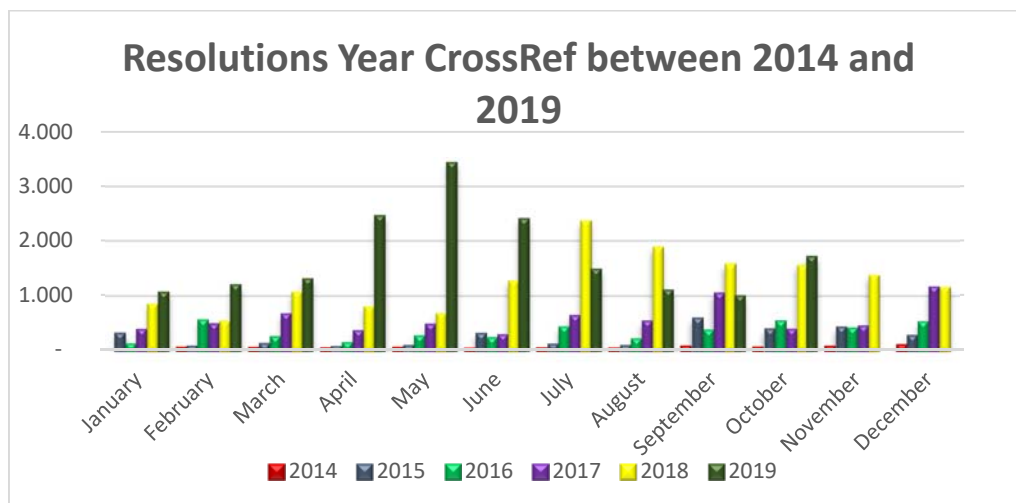


Figure 10: Resolution Report for prefix 10.14807 from between 2014 and 2019

We appreciate the intense participation of all colleagues, which has made our journal become a place of wide dissemination of knowledge.

The following content will be presented with the titles, authors and the pages of all of the articles published in this edition issue.

EDITORIAL VOLUME 10, ISSUE 6 (2193-2200)

Paulo Cesar Chagas Rodrigues

DOI: <http://dx.doi.org/10.14807/ijmp.v10i6.723>



THE HUMAN BODY'S HYDRAULICS (1853-1881)

Florian Ion Tiberiu Petrescu, Rely Victoria Virgil Petrescu

DOI: dx.doi.org/10.14807/ijmp.v10i6.932

APPLICATION TO RIGID MEMORY MECHANISMS OF A VARIABLE INTERNAL DYNAMIC DAMPING MODEL (1882-1907)

Florian Ion Tiberiu Petrescu, Rely Victoria Virgil Petrescu

DOI: dx.doi.org/10.14807/ijmp.v10i6.905

HIERARCHIZATION OF THE DECISION-MAKING PROCESS ACCORDING TO THE ECONOMIC SECTOR (1908-1931)

Hamilton Pozo, Takeshy Tachizawa, Getulio Kazue Akabane

DOI: dx.doi.org/10.14807/ijmp.v10i6.921

INSERTION OF SUSTAINABILITY CONCEPTS IN THE MAINTENANCE STRATEGIES TO ACHIEVE SUSTAINABLE MANUFACTURING (1932-1951)

Renan Stenico de Campos, Alexandre Tadeu Simon

DOI: dx.doi.org/10.14807/ijmp.v10i6.939

SPREADSHEET-BASED SUPPLY CHAIN SIMULATION FOR TEACHING RISK POOLING COMBINED WITH FACILITY LOCATION (1952-1970)

Andrew Arthur Tiger, John Loucks, Connor Burns

DOI: dx.doi.org/10.14807/ijmp.v10i6.960

OPTIMIZING PRODUCTIVITY BY ELIMINATING AND MANAGING REJECTION FREQUENCY USING 5S AND KAIZENS PRACTICES: CASE STUDY (1971-1993)

zahid hussain

DOI: dx.doi.org/10.14807/ijmp.v10i6.943

DOCUMENTARY STUDY OF VALUE CO-CREATION IN PRIVATE HIGHER EDUCATION: THE CASE IN A POST-GRADUATION PROGRAM (1994-2022)

Luis Carlos Alves da Silva, Maicon da Silva, Flávio Régio Brambilla

DOI: dx.doi.org/10.14807/ijmp.v10i6.961

LEAN SIX SIGMA: IMPLEMENTATION OF IMPROVEMENTS TO THE INDUSTRIAL COST MANAGEMENT (2023-2045)

Rodrigo Subirá Conceição, Maria Carolina Pariz, Vander Luiz da Silva, Daiane Maria de Genaro Chiroli, Franciely Veloza Aragão

DOI: dx.doi.org/10.14807/ijmp.v10i6.996

SERVICE QUALITY MANAGEMENT -PRELIMINARY RESULTS OF SURVEY FOR CUSTOMERS (2046-2059)

Manuela Krystyna Ingaldi

DOI: dx.doi.org/10.14807/ijmp.v10i6.945

CAN SHIP RECYCLING INCREASE THE BRAZILIAN SCRAP CAPACITY? (2060-2091)

Euler Sánchez, Newton Narciso Pereira

DOI: dx.doi.org/10.14807/ijmp.v10i6.1004



FINTECH IN PAKISTAN: A QUALITATIVE STUDY OF BANK'S STRATEGIC PLANNING FOR AN INVESTMENT IN FIN-TECH COMPANY AND ITS CHALLENGES (2092-2101)

Sehrish Butt, Zeeshan Ahmad Khan

DOI: dx.doi.org/10.14807/ijmp.v10i6.947

NIAS-MUKALLA WEB BASED SYSTEMS SUCCESS MEASUREMENT AND STUDENTS SATISFACTION EVALUATION BASED ON SECURITY FACTOR OF SYSTEMS QUALITY ENGINEERING THEORY (ISO 25010) AND OTHER FACTORS (2102-2123)

Ibrahim Eskandar Ibrahim Fadhel, Syed Zulkarnain Bin Syed Idrus, Mohd Syukri Yeoh Abdullah, Amani Ali Elmetwaly Ali Ibrahim, Mazni Omar

DOI: dx.doi.org/10.14807/ijmp.v10i6.967

INNOVATION QUALITY: DISCUSSION AND A MODEL FOR MEASUREMENT (2124-2147)

Marcos de Oliveira Morais, Irapuan Glória Júnior, Antônio Sérgio Brejão, Pedro Luiz de Oliveira Costa Neto

DOI: dx.doi.org/10.14807/ijmp.v10i6.1016

RCM DEPLOYMENT ANALYSIS IN FIBER WOOD PRODUCTION: IMPROVING THE PRODUCTIVITY AND INCREASING THE SYSTEM RELIABILITY (2148-2168)

Flávio Piechnicki, Cleiton Santos, Eduardo Loures, Eduardo Santos

DOI: dx.doi.org/10.14807/ijmp.v10i6.1009

DISCLOSURE OF STRATEGIC RESOURCES: IS A COMPETITIVE ADVANTAGE OF COMPANIES OF STOCK EXCHANGE THE BRAZILIAN? (2169-2192)

Ruan Carlos dos Santos, Thais Helena Moreira Pinho

DOI: dx.doi.org/10.14807/ijmp.v10i6.1008

December 1, 2019

Prof. Dr. Paulo Cesar Chagas Rodrigues
Chief Editor

